

Autograph
DENTAL CAMBRIDGE

INTERPROXIMAL REDUCTION (IPR)
OR ENAMELOPLASTY



PATIENT INFORMATION LEAFLET

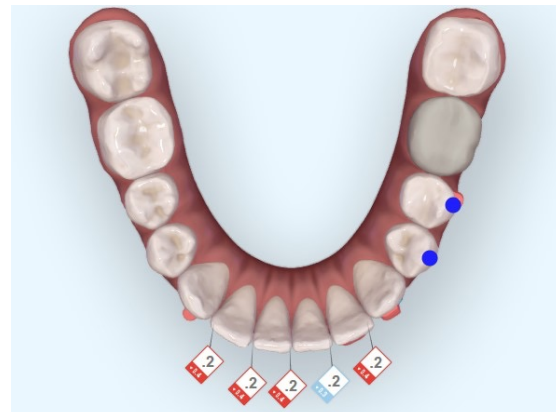
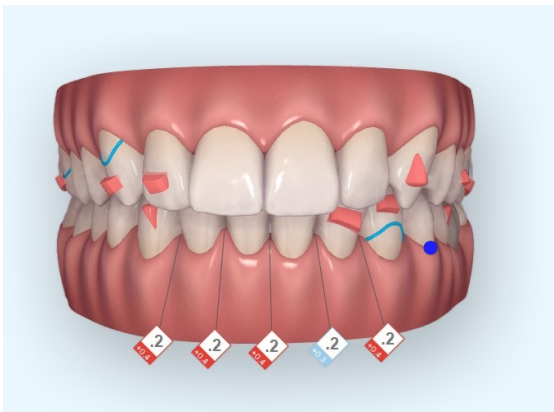
INTERPROXIMAL REDUCTION (IPR) OR ENAMELOPLASTY

IPR/Enameloplasty is a cosmetic dental procedure to remove minimal amounts of tooth enamel from certain teeth to change a teeth's size, shape, length, or surface.

The procedure will not increase the chances of sensitivity or weaken the teeth, it is a safe and reliable method used by specialist orthodontists.

It may (in some cases) be used instead of extracting healthy teeth. In cases where teeth are less crowded, IPR may not be a part of treatment however the specialist orthodontist will assess the need for IPR at your appointment.

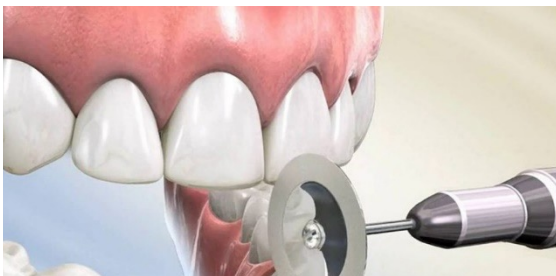
This is an example of an Invisalign ClinCheck, the numbers in the diamond shows the amount of IPR which is needed between those teeth. ".2" means **0.2 of a millimeter**, not 2 millimeters. It is a tiny amount.



How is enameloplasty or tooth reshaping performed?

Using a fine diamond impregnated strips or sanding disc between the teeth, your orthodontist will remove a minimal and safe amount of enamel to shape and contour a tooth to the desired appearance. Once the tooth is shaped to the desired appearance, your orthodontist will polish it.

This procedure also enables teeth to move more freely into their desired position.



INTERPROXIMAL REDUCTION (IPR) OR ENAMELOPLASTY

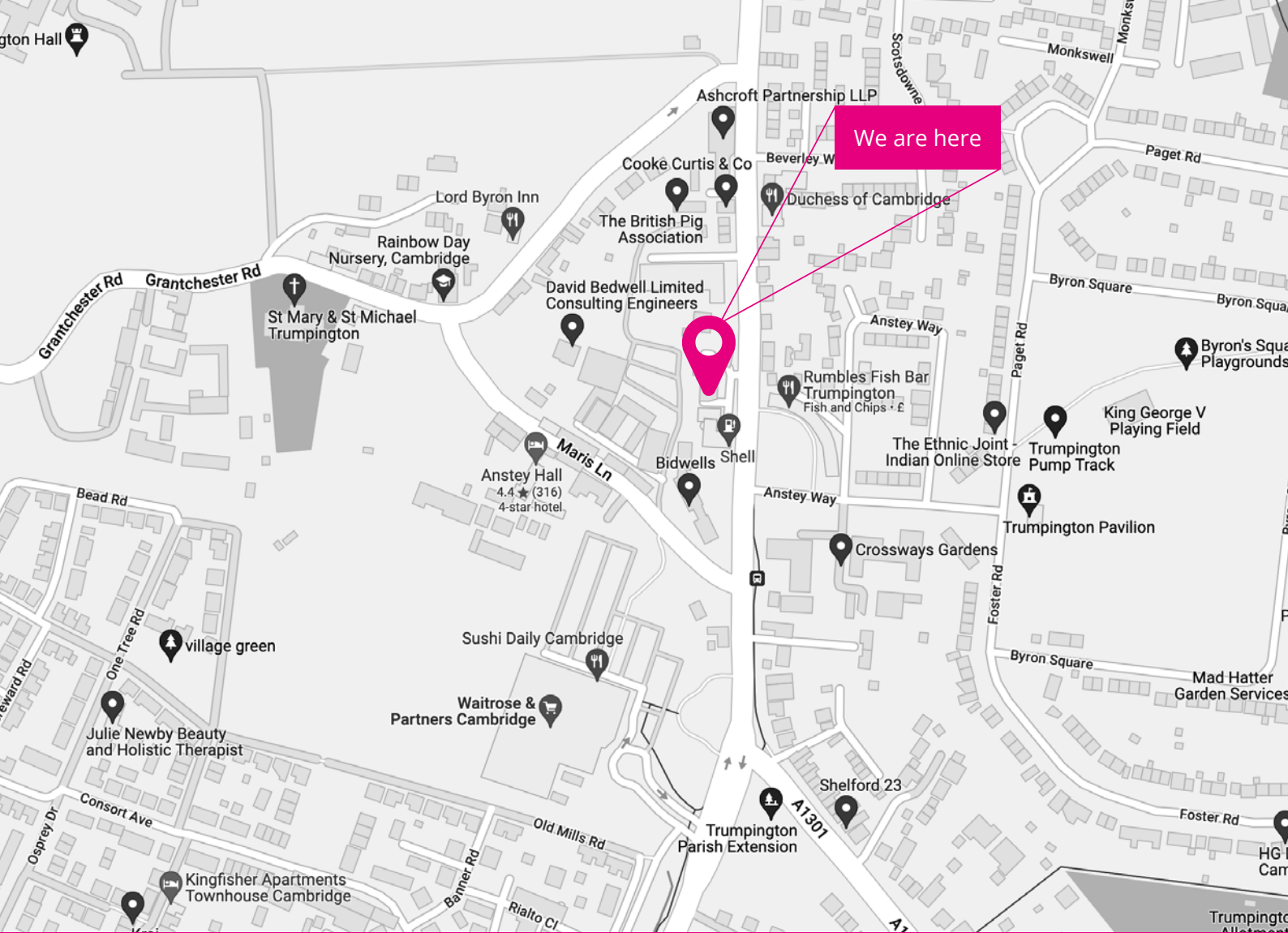
What are the risks of enameloplasty or tooth reshaping?

- Along with the cosmetic change, your bite could be altered slightly.
- Your teeth lose enamel, which is the hard surface area that covers and protects your teeth. Since enamel does not contain living cells, it cannot repair itself and will not grow back.
- Tooth sensitivity may occur during the procedure. ***Your orthodontist will ask you to let us know if this occurs and will stop immediately and no further enameloplasty will be carried out.*** Any tooth sensitivity is usually temporary and there is no increased risk of decay to this tooth.

Alternative options for changing the shape of teeth

Composite bonding is the application of a tooth-coloured filling that can be shaped and polished. This will need to be repaired or replaced over time as it is not as strong as enamel. Composite bonding may chip, break, wear down or stain.

**Please note, this procedure would be completed by your dentist, who will provide you with a quote for the procedure.*



Autograph

DENTAL CAMBRIDGE

Autograph Dental Cambridge, First Floor 56 High Street, Trumpington, Cambridge CB2 9LS

www.autographdentalcambridge.co.uk